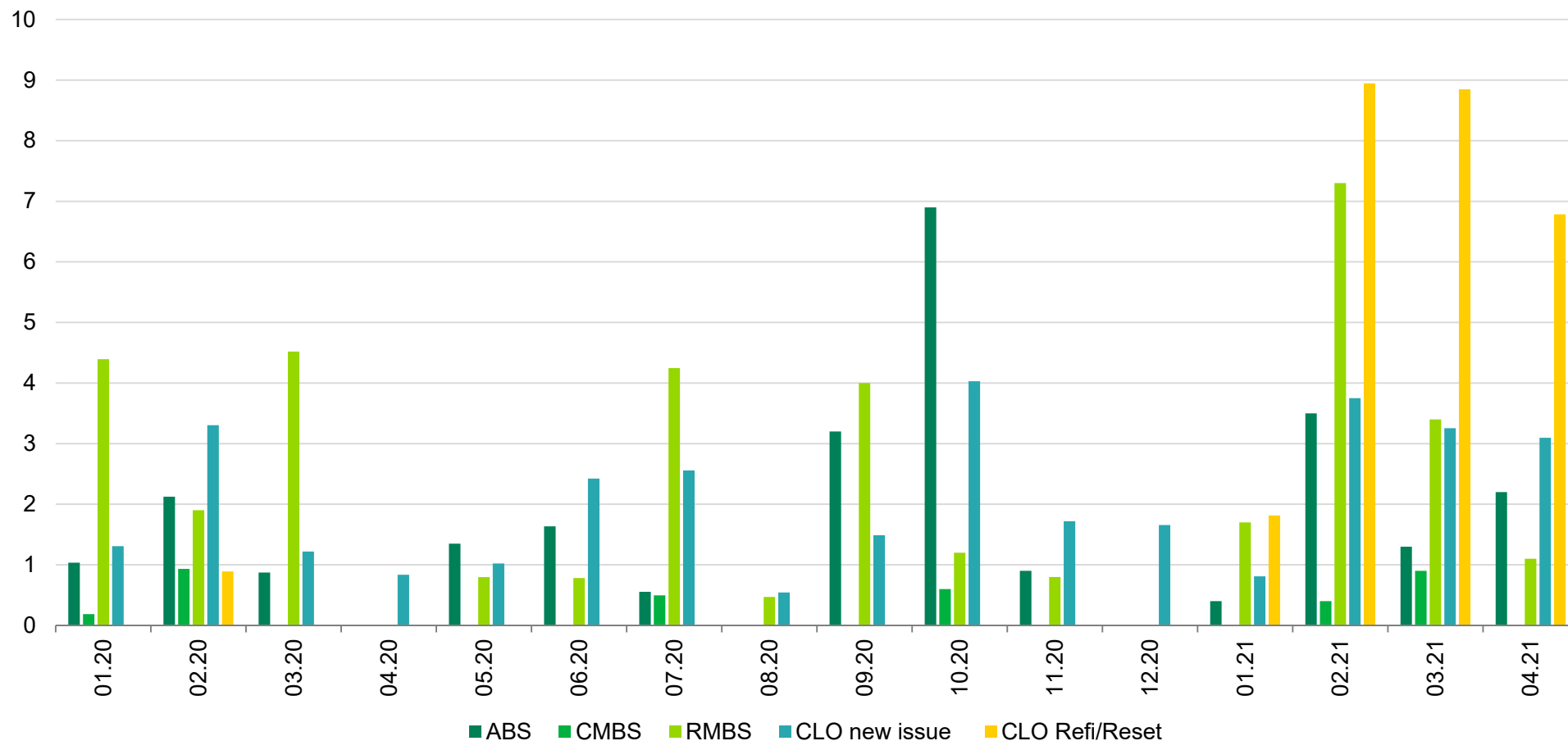


TwentyFour Asset Backed Securities

Q2 update

May 2021

Primary ABS issuance 2020 vs. 2021



- New issuance almost 50% higher than same period in 2020
- Driven by large RMBS funding trades and active CLO market
- Good geographical diversification
- €26bn of CLO refinancings and resets

Past performance is not a reliable indicator of future performance.

Source: Morgan Stanley
6 May 2021

Where are we now?

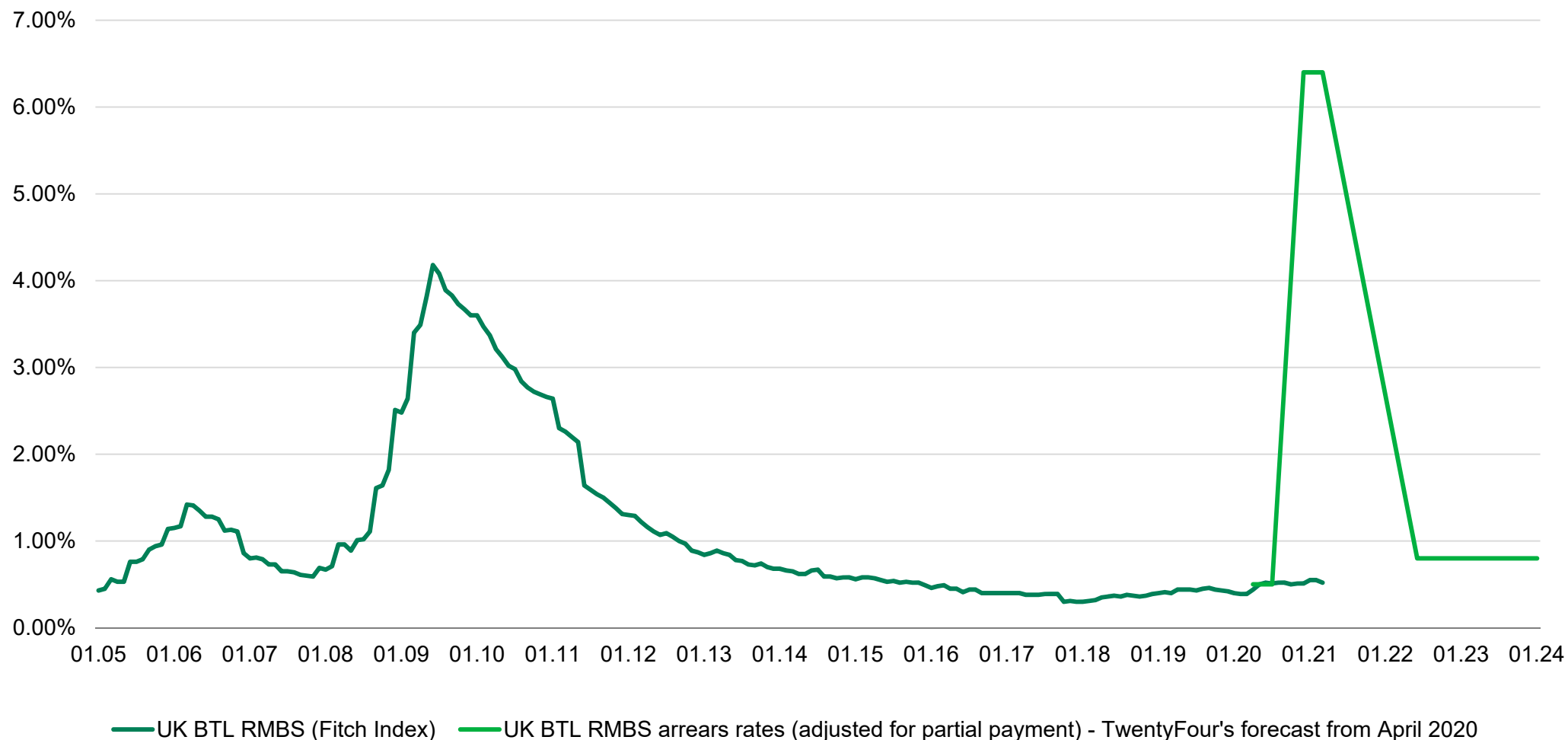
The pace of change in credit spreads has been blindingly quick and in our view it's likely we will surpass the previous cycle lows in many sectors' spreads in 2021

	29 January 2021 spreads (bp)	Today's spread over risk free (bp)	Low basis point spread in old cycle (bp)	Change from cycle tights (bp)
UK Prime AAA (£3ml)	24	15	22	-7
UK NC AAA (£3ml)	76	66	60	6
UK NC 2 nd Pay (£3ml)	145	123	95	28
UK NC Deep Mezz (£3ml)	295	280	245	35
EUR AAA CLO	123	122	65	57
EUR BBB CLO	330	310	240	70
Euro IG Index	68	59	35	24
Sterling IG Index	118	106	107	-1

Past performance is not a reliable indicator of future performance. It is not possible to invest directly in an index and they will not be actively managed. The value of an investment and the income from it can fall as well as rise as a result of market and currency fluctuations and you may not get back the amount originally invested. These views represent the opinions of TwentyFour as at 30 April 2021, they may change and may have already been acted upon, and do not constitute investment advice or a personal recommendation. They may also not be shared by other entities within the Vontobel Group.

UK BTL RMBS: Fundamental performance has been better than we anticipated in Q2 2020

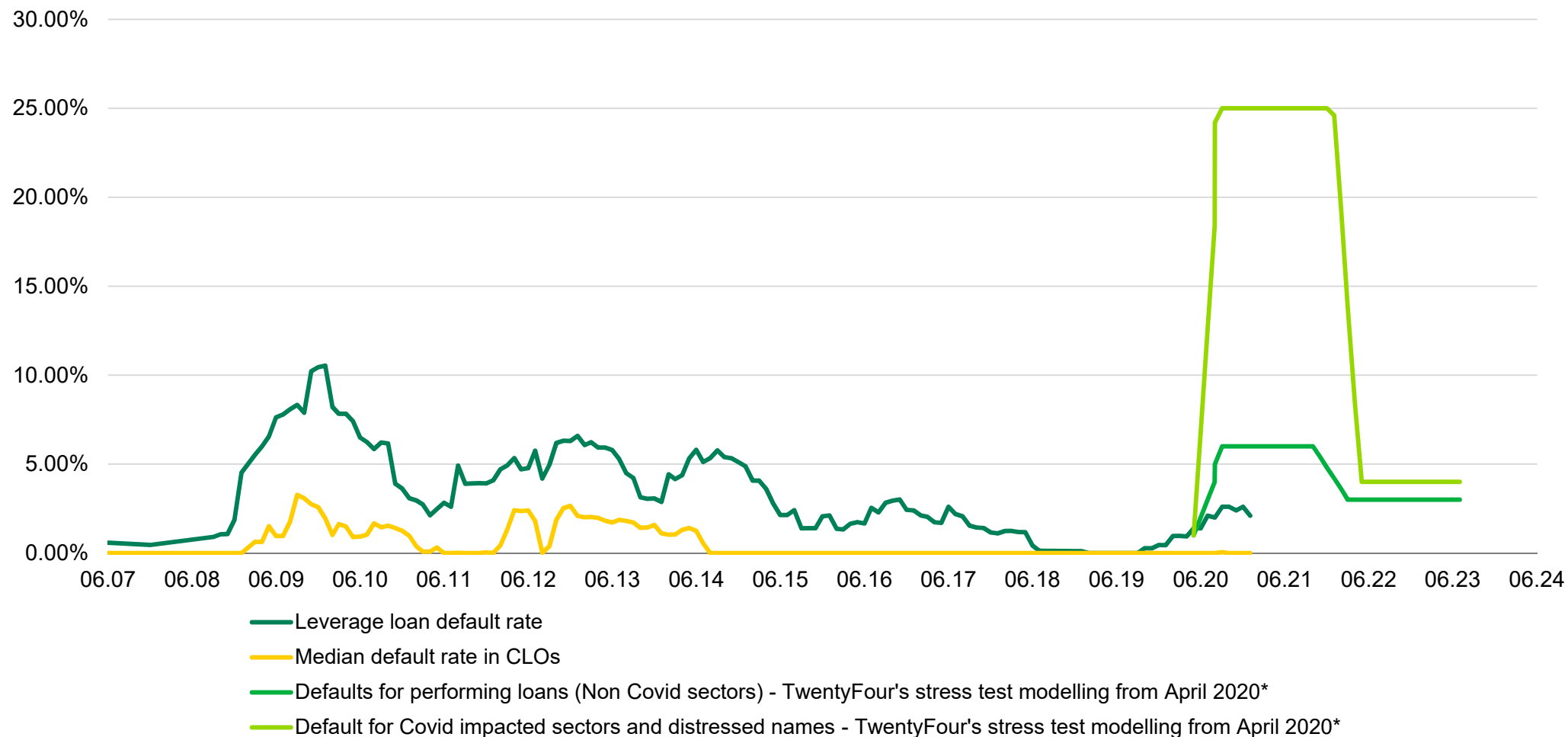
Historical and modelled UK BTL 3m+ arrears



Past and forecasted performance are not reliable indicators of future performance. *April 2020 stress modelling based on following assumptions and inputs: Arrears will be lower than GFC due to better underwriting standards, but payment holidays will be higher than arrears; 2/3 of borrowers on payment holidays will not pay immediately after coming off and will fall into arrears; Expect lower defaults thanks to the restrictions on foreclosure but higher arrears, lower asset yield and longer recovery lag; Defaults peak at a lower level than GFC but continue for longer, prepayments adjusted materially lower for a short period.

European leverage loan default rate vs. our April 2020 models

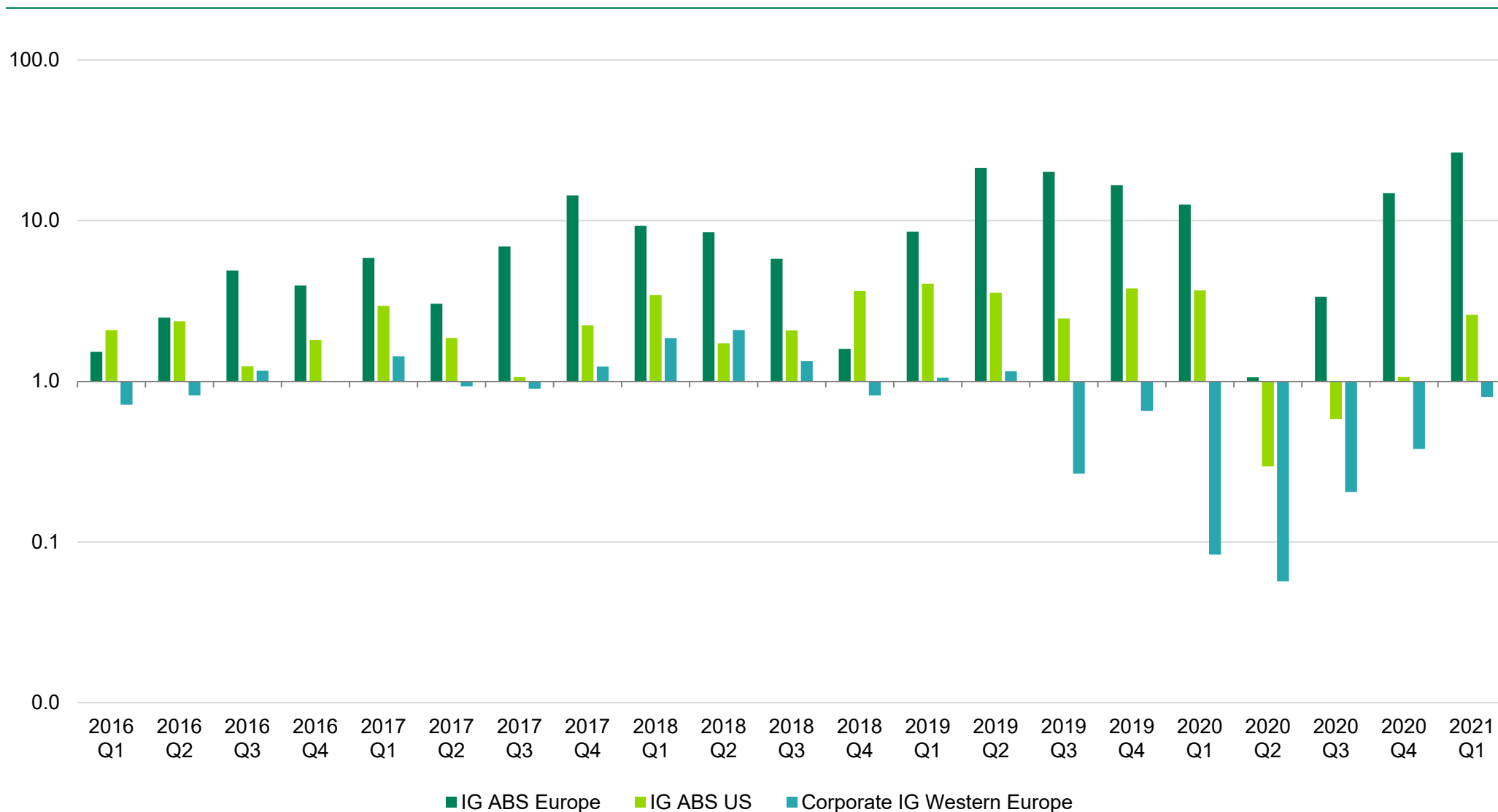
European leverage loan default rate, forecasts and European CLOs default rate



Past and forecasted performance are not reliable indicators of future performance. *April 2020 stress modelling based on following assumptions and inputs: We didn't expect credit losses or interest deferrals in the medium term; Rapid increase in CCC exposures to 12.5% for at least 9 months and higher for longer; Defaults to lag downgrades and peak at 6% for 1 year on top of high expected defaults in the leisure, hospitality, aviation, retail and oil & gas sectors and in general loans trading at distressed levels; Loss severity of 40% due to the lack of covenants; Cumulative defaults similar to that experienced during GFC.

Source: TwentyFour, Barclays, Intex
January 2021

Rating upgrade to downgrade ratio



Past performance is not a reliable indicator of future performance.

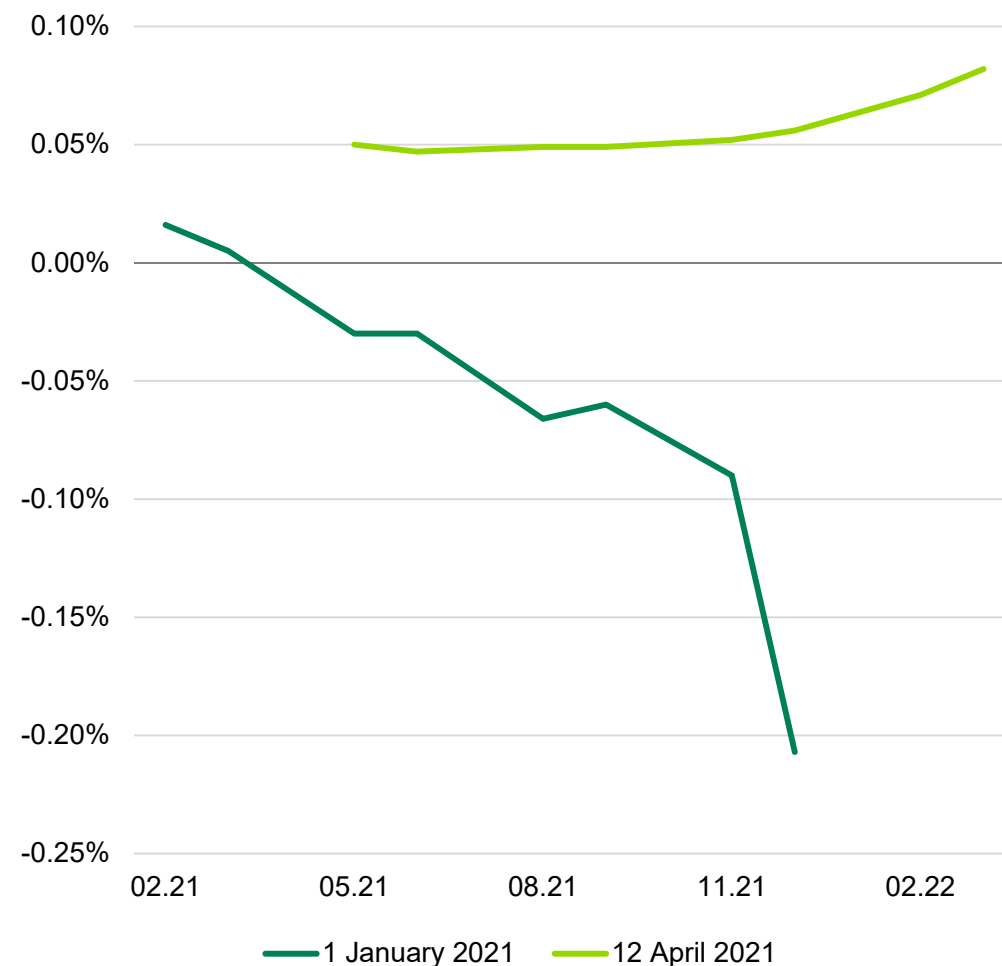
Source: Bloomberg, S&P, Moody's and Fitch (excluding Rating Watch)

31 March 2021

Inflation expectations, volatility and ABS

- Inflation has become a growing concern for markets at the start of 2021 due to H2 growth expectations, US fiscal stimulus package, continuing loose monetary policy
- Material changes in implied major global policy rates have occurred in 2021, markets now pricing in the next BoE move as being up
- To the extent inflation expectations feed into changes in rate curves, floating rate ABS bond coupons adjust. This can act to provide some protection against this source of volatility
- A single 50bp steepening of the curve* on the Sterling Corporate Bond Index (yield 1.88% and duration 8.6y) would create a MTM loss of 4.67% and take 2.48 years to get back to parity
- A single-A rated floating ABS yielding 1.65% would deliver +3.84% over the same period
- Inflation itself tends to have a net positive on the credit quality of ABS deals through:
 - > Increasing asset values (lower Loan to Values)
 - > Increasing wages moderating debt to income
 - > Improved affordability as incomes rise given most mortgages are fixed rate

Implied BoE policy rate change YTD



*ICE BofA Sterling Corporate Index as at 8 March 2021
Source: Bloomberg, TwentyFour
12 April 2021

Monument Bond Fund Environment, Social & Governance – engagement examples

During Q1 2021, the Asset Backed Securities team had 45 engagements with companies and highlighted are just a couple of examples of the issues discussed.

Engagement type	No.
Environmental	3
Social	2
Governance	12
Borrower Meeting	28

HPS – CLO manager

- Discussed acquisition of Bardin Hill, a manager with a very different management style to HPS
- Zoom call with Co-heads of European Credit
- Addressed concerns over a change in management style and capacity constraints
- View as a credit were positive for the Bardin Hill platform and we continue to monitor the situation

Yorkshire Building Society

- Strong CS report and reported as carbon neutral, however they still don't record EPC labels and don't consider the environmental impact of mortgages sufficiently in our opinion, albeit they are looking at updating their systems to do so
- Issued the first “Social Prime RMBS” deal in March. No concerns on the lending criteria and we consider them a responsible lender
- But we consider this RMBS deal is no different to their “Normal” RMBS deals, and therefore believe pricing should be the same

Monument Bond Fund

Portfolio sector positioning – January vs. April 2021

	Sector positioning 29 January 2021	Sector positioning 30 April 2021	Performance contribution to 30 April 2021
Prime RMBS	17.75%	14.59%	0.05%
NC RMBS	22.77%	19.99%	0.22%
BTL RMBS	22.12%	21.23%	0.22%
CLO	24.74%	29.73%	0.34%
CMBS	3.43%	3.18%	0.12%
Consumer ABS	3.34%	5.17%	0.03%
Auto loans	3.71%	2.74%	0.03%
Cash & Equivalents	2.14%	3.37%	
Total	100.00%	100.00%	1.00%

Past performance is not a reliable indicator of future performance. Net contribution per sector: each individual sector's contribution to the overall performance in GBP terms of the Monument Bond Fund I Gross Acc share class performance on a mid-to-mid basis inclusive of net reinvested income and net of all fund expenses. Performance data does not take into account any commissions and costs charged when shares of the fund are issued and redeemed. The value of an investment and the income from it can fall as well as rise as a result of market and currency fluctuations and you may not get back the amount originally invested. The net return contribution per sector is calculated by adjusting the realised gross contribution per sector by portfolio fees apportioned on the basis of average sector portfolio weighting.

Source: TwentyFour; 30 April 2021

Relative value of IG ABS vs. Credit

Spread (bp)



Significantly more spread in ABS & CLOs versus equivalent Corporate Credit

*Average credit rating of index. CLO spread includes the value of the floor. It is not possible to invest directly in an index and they will not be actively managed.

Source: Morgan Stanley, Citi, ICE Indices, Bloomberg, Velocity, TwentyFour

23 April 2021

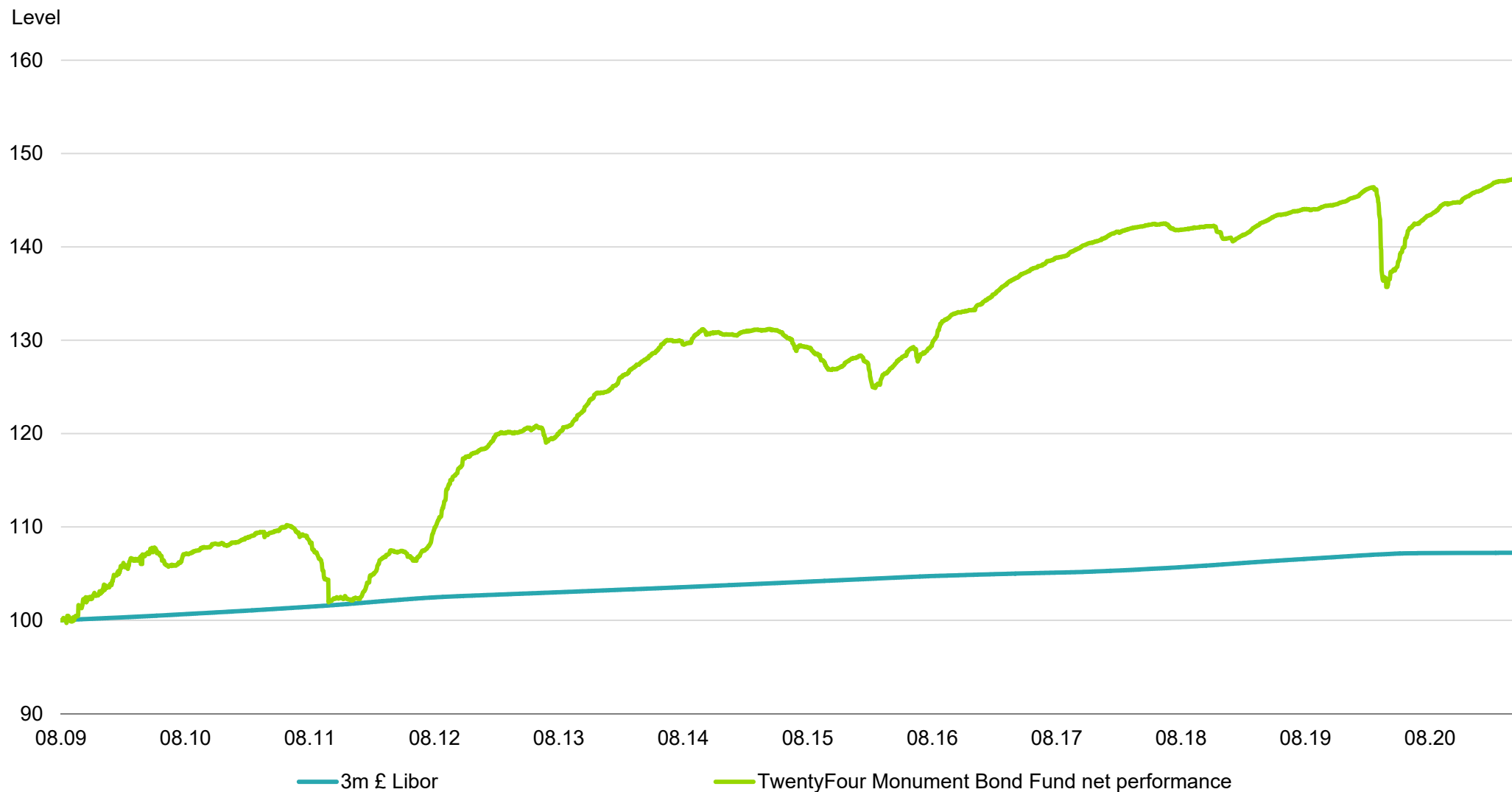
Monument Bond Fund highlights

Monument Bond Fund

Fund size	£1,260.57 million
Launch date	10 August 2009
Mark to market yield	1.80%
Interest rate duration	0.14yrs
Credit spread duration	2.57yrs
3 year volatility¹	4.27%
Average rating	AA-
Line items	281

Past performance is not a reliable indicator of future performance. (1) Annualised standard deviation of monthly returns over previous 1 year period. Mark to Market Yield is calculated to the bond's expected maturity. It is the discount rate that makes the current bond price equal to the present value of all cash flows due. Yield shown is at hedged portfolio level and gross of fund expenses. The performance figures are shown in GBP terms based on the Monument Bond Fund I Gross Acc share class performance calculated on a mid-to-mid basis inclusive of net reinvested income and net of all fund expenses. Performance data does not take into account any commissions and costs charged when shares of the fund are issued and redeemed. The value of an investment and the income from it can fall as well as rise as a result of market and currency fluctuations and you may not get back the amount originally invested. See Important Information slides for TwentyFour's average credit rating methodology. Source: TwentyFour; 30 April 2021

Monument Bond Fund performance since inception



Past performance is not a reliable indicator of future performance. The performance figures are shown in GBP terms based on the Monument Bond Fund I Gross Acc share class performance calculated on a mid-to-mid basis inclusive of net reinvested income and net of all fund expenses. Performance data does not take into account any commissions and costs charged when shares of the fund are issued and redeemed. The value of an investment and the income from it can fall as well as rise as a result of market and currency fluctuations and you may not get back the amount originally invested. *Inception date: 10 August 2009.

Source: TwentyFour, 30 April 2021

Monument Bond Fund performance

Cumulative performance	1 month	3 months	6 months	1 year	3 years	5 years
I Gross Acc Shares	0.19%	0.63%	1.85%	7.12%	3.61%	15.38%

Discrete performance	YTD	2020	2019	2018	2017	2016	Since Inception*
I Gross Acc Shares	1.00%	0.47%	3.07%	0.00%	5.30%	4.46%	47.45%

Rolling performance	04.20-04.21	04.19-04.20	04.18-04.19	04.17-04.18	04.16-04.17
I Gross Acc Shares	7.12%	-3.77%	0.52%	3.81%	7.28%

Past performance is not a reliable indicator of future performance. The performance figures shown are in GBP terms calculate on a mid-to-mid basis inclusive of net reinvested income and net of all fund expenses. Performance data does not take into account any commissions and costs charged when shares of the fund are issued and redeemed. The value of an investment and the income from it can fall as well as rise as a result of market and currency fluctuations and you may not get back the amount originally invested. *Inception date: 10 August 2009.

Monument Bond Fund

Key risks

- All financial investment involves risk. The value of your investment isn't guaranteed, and its value and income will rise and fall. Investors may not get back the full amount invested. The issuer of ABS products may not receive the full amounts owed to them by underlying borrowers, which would affect the value of the fund. Credit and prepayment risks also vary by tranche which may affect the fund's performance.
- Past performance is not a reliable indicator of future performance, and the fund may not achieve its investment objective.
- The fund has the ability to use derivatives, including but not limited to FX forwards, for hedging and EPM purposes only. This may magnify gains or losses.

Key European ABS themes for 2021



**Spread
compression**



**Liquidity
focus**



**Consumer
savings**



**Callability/
discount
realisation**



**CLO
basis**



**Fundamental
outperformance
vs. expectations**



**CRE
concerns**



Inflation




ESG

Contact details

TwentyFour Asset Management LLP

8th Floor
The Monument Building
11 Monument Street
London
EC3R 8AF
T: +44 (0)20 7015 8900
twentyfouram.com
sales@twentyfouram.com



Important information

This marketing document has been prepared and approved by TwentyFour Asset Management LLP (“TwentyFour”), a company of the Vontobel Group (“Vontobel”; collectively “we, our”), for information purposes only.

The Monument Bond Fund is a sub-fund of MI TwentyFour Investment Funds, a UK UCITS open-ended investment company incorporated with limited liability and registered in England and Wales under registered number IC000765 and with Product Reference Number 501573. Maitland Institutional Services Ltd, the authorised corporate director (ACD) of MI TwentyFour Investment Funds, has appointed TwentyFour Asset Management LLP as the investment manager to the ACD in respect of MI TwentyFour Investment Funds.

This document, its contents and any information provided or discussed in connection with it may not be reproduced, redistributed, referenced, or passed on, directly or indirectly, to any other person or published, in whole or in part, for any purpose, without the consent of TwentyFour (provided that you may disclose this document on a confidential basis to your legal, tax, or investment advisers (if any) for the purpose of obtaining advice). Acceptance of delivery of any part of this document by you constitutes unconditional acceptance of the terms and conditions of this notice. This document is an indicative summary of the securities described herein and may be amended, superseded or replaced by subsequent summaries. The final terms and conditions of the securities will be set out in full in the applicable offering document(s).

This document shall not constitute an offer or invitation or any solicitation of any offer to sell or to subscribe for or buy any securities described herein or to effect any transactions or to conclude any legal act of any kind whatsoever. This document is not intended to be relied upon as the basis for an investment decision, and is not, and should not be assumed to be, complete. TwentyFour is not acting as advisor or fiduciary. Accordingly, you must independently determine, with your own advisors, the appropriateness for you of the securities before investing. You are not entitled to rely on this document and TwentyFour accepts no liability whatsoever for any consequential losses arising from the use of this document or reliance on the information contained herein.

This document is for professional clients and eligible counterparties only, as such, this document is not intended for distribution to or use by retail clients as defined in MiFID II (Directive 2014/65/EU, and its UK onboarding and onshoring legislation). Consequently, this document is only directed to those persons in the UK who are within the definition of investment professionals (as defined in Article 19 of the Financial Service & Markets Act 2000 (Financial Promotion) Order 2005). As such this communication is directed only at persons having professional experience in matters relating to investments. Any investments to which this document relates will be entered into only with such persons. Any person subsequently offering, selling or recommending the securities (a “distributor”) should take into consideration the manufacturer’s target market assessment; however, a distributor subject to MiFID II is responsible for undertaking its own target market assessment in respect of the securities (by either adopting or refining the manufacturer’s target market assessment) and determining appropriate distribution channels.

This document has not been submitted to or approved by the securities regulatory authority of any state or jurisdiction. It is directed only at recipients who are institutional clients such as eligible counterparties or professional clients as defined by MiFID II or similar regulations in other jurisdictions. No action has been made or will be taken that would permit a public offering of the securities described herein in any jurisdiction in which action for that purpose is required. No offers, sales, resales or delivery of any securities managed by TwentyFour or any of its affiliates or distribution of any offering material relating to such securities may be made in or from any jurisdiction except in circumstances which will result in compliance with any applicable laws and regulations and which will not impose any obligation on the above. Neither this document nor any copy of it may be distributed in any jurisdiction where its distribution may be restricted by law. Persons who receive this document should make themselves aware of and adhere to any such restrictions. In addition, the information contained herein is directed exclusively at persons outside the United States who are not U.S. persons (as defined in Regulation S of the Securities Act (“Regulation S”)) or acting for the account or benefit of a U.S. person in offshore transactions in reliance on Regulation S and in accordance with applicable laws. The securities discussed herein have not been and will not be registered or qualified under the United States Investment Company Act of 1940, as amended, nor the United States Securities Act of 1933, (the “Act”), as amended, nor with any securities regulatory authority of any State or other jurisdiction of the United States. Consequently, they may not be offered, sold, transferred or delivered, directly or indirectly in the United States or to any US Person unless the securities are registered under the Act, an exemption from the registration requirements of the Act and any applicable US state securities laws is available, or the transaction would not be subject to the Act.

Nothing in this document should be construed as legal, tax, regulatory, accounting or investment advice or as a recommendation, or making any representations as to suitability of any investment and/or strategies discussed and any reference to a specific security, asset classes and financial markets are for the purposes of illustration only and there is no assurance that the manager will make any investments with the same or similar characteristics as any investments presented. The investments are presented for discussion purposes only and are not a reliable indicator of the performance or investment profile of any composite or client account. Further, the reader should not assume that any investments identified were or will be profitable or that any investment recommendations or that investment decisions we make in the future will be profitable. Prospective investors are reminded that it is not possible to invest directly in an index. As the material was prepared without regard to specific objectives, financial situation or needs of any potential investors, they should seek professional guidance before deciding on whether to make an investment. Investments into shares or other securities should in any event be made solely on the basis of the relevant offering document and after seeking the advice of an independent finance, legal, accounting and tax specialist.

TwentyFour, its affiliates and the individuals associated therewith may (in various capacities) have positions or deal in securities (or related derivatives) identical or similar to those described herein.

For the purposes of MiFID II / MiFIR (Regulation (EU) No 600/2014, and its UK onboarding and onshoring legislation), this communication is not in scope for any requirements specifically related to investment research. Furthermore, as non-independent research, it has not been prepared in accordance with legal requirements designed to promote the independence of investment research, nor are TwentyFour subject to any prohibition on dealing ahead of the dissemination of investment research.

Important information

To the maximum extent permitted by law, we will not be liable in any way for any loss or damage suffered by you through use or access to this information, or our failure to provide this information. Our liability for negligence, breach of contract or contravention of any law as a result of our failure to provide this information or any part of it, or for any problems with this information, which cannot be lawfully excluded, is limited, at our option and to the maximum extent permitted by law, to resupplying this information or any part of it to you, or to paying for the resupply of this information or any part of it to you. All information contained in this document, particularly any share prices, calculation data and forecasts, are based on the best information available at the date indicated in the document. The information in this document is not intended to predict actual results and no assurances are given with respect thereto. Neither TwentyFour, nor any other person undertakes to provide the recipient with access to any additional information or update this document or to correct any inaccuracies therein which may become apparent. Although TwentyFour believe that the information provided in this document is based on reliable sources, it does not guarantee the accuracy or completeness of information contained in this document which is stated to have been obtained from or is based upon trade and statistical services or other third party sources.

Past performance and forecasted performance (whether via modelling or similar) are not reliable indicators of future performance. Additionally, there can be no assurance that targeted or projected returns will be achieved, that TwentyFour or the securities discussed will achieve comparable results or that TwentyFour will be able to implement the investment strategy or any securities will achieve the investment objectives. In particular, statements contained in this document that are not historical facts are based on current expectations, estimates, projections, opinions and beliefs of TwentyFour. Such statements involve known and unknown risks, uncertainties and other factors, and reliance should not be placed thereon. In addition, this document contains "forward-looking statements". Actual events or results or the actual performance of accounts may differ materially from those reflected or contemplated in such forward looking statements. Prospective investors are reminded that the actual performance realised will depend on numerous factors and circumstances, some of which will be personal to the investor. No representation is made as to the reasonableness of the assumptions made within or the accuracy or completeness of any modelling or similar. All opinions and estimates are those of TwentyFour given as of the date thereof and are subject to change, may have already been acted upon and may not be shared by Vontobel.

Unless otherwise stated, any performance data will be calculated in GBP terms, inclusive of net reinvested income and net of all portfolio expenses but does not take into account any commissions and costs charged when the investment is issued or redeemed. Where ratings are available from the credit rating agencies specified in the portfolio's rating methodology, including S&P Global Ratings Inc, Moody's Investor Services Inc & Fitch Ratings Inc, TwentyFour will use the highest of the available ratings. Moody's® assigns a rating of Aaa as the highest to C as the lowest credit quality rating. S&P® assigns a rating of AAA as the highest to D as the lowest credit quality, Fitch assigns a rating of AAA as the highest to D as the lowest credit quality. Additionally, where no rating has been requested, or there is insufficient information on which to base a rating, a rating agency may assign a rating of NR (Not Rated). For unrated sovereign issues TwentyFour will adopt the issuing sovereign's credit rating. The average credit quality (ACQ) is provided to indicate the average credit rating of the portfolio's underlying investments' rating and may change over time. The portfolio itself has not been rated by an independent rating agency and is provided for informational purposes only. The ACQ is determined by using a market-weighted equivalent rating and rounding to the nearest rating. For unrated bonds and cash and equivalents, when calculating the ACQ ratings, TwentyFour will determine an internal rating by considering all relevant factors, including but not restricted to, the relationship between the bond's maturity and its price and/or yield, the ratings of comparable bonds, the issuer's financial statements and the issuer's credit rating if available. The risk of default increases as a bond's rating decreases, so the ACQ provided is not a statistical measurement of the portfolio's default risk because a simple weighted average does not measure the increasing level of risk from lower-rated bonds. The ACQ may be lower if cash and equivalents are excluded from the calculation. Derivative positions are not reflected in the ACQ. Where the ACQ for an index is given, this has also not been rated by an independent rating agency and is instead an estimate only based on a weighted-average calculation of the rating band for each bond (on a linear scale) and its weight within the index.

Please remember that all investments come with risk. Positive returns, including income, are not guaranteed. Your investment may go down as well as up and you may not get back what you invested.

Asset allocation, diversification and rebalancing do not ensure a profit or protection against possible losses in declining markets. Commissions, fees and other forms of remuneration may affect the performance negatively. This document does not disclose all the risks and other significant issues related to the securities discussed. Investing in fixed income securities comes with risks that can include but are not necessarily limited to credit risk of issuers, default risk, possible prepayments, market or economic developments, inflation risk and interest rate risk. The issuer of ABS products may not receive the full amounts owed to them by underlying borrowers, which would affect the performance of related securities. Credit and prepayment risks also vary by tranche which may also affect the performance of related securities. Investments in high-yield bonds may be subject to greater market fluctuations and risk of loss of income and principal than securities in higher rated categories. Investments in foreign securities involve special risks, including foreign currency risk and the possibility of substantial volatility due to adverse political, economic or other developments.

This document does not disclose all the risks and other significant issues related to an investment in the securities. Prior to transacting, potential investors should ensure that they fully understand the terms of the securities and any applicable risks. This document is not a prospectus for any securities described herein. Investors should only subscribe for any securities described herein on the basis of information in the relevant offering documents (which has been or will be published and may be obtained in English by visiting website www.twentyfouram.com, and not on the basis of any information provided herein.

TwentyFour Asset Management LLP is registered in England No. OC335015, and is authorised and regulated in the UK by the Financial Conduct Authority, FRN No. 481888. Registered Office: 8th Floor, The Monument Building, 11 Monument Street, London EC3R 8AF. Calls may be recorded for training and monitoring purposes. Copyright TwentyFour Asset Management LLP, 2021 (all rights reserved).